



BUILDING A CULTURE OF CONNECTIVITY

Bishop Roderick Roberts



BUILDING A CULTURE OF CONNECTIVITY

Atmosphere = thought

Climate = repeated behavior

Culture = general way things are done

MINISTRY HIERARCHY OF PROGRESSION

Ministry Progression.....

Goal

Instruction/Activities.....

What

Policies/Structure.....

How

Culture/Relationship.....

Who

Purpose/Vision.....

Why



CONNECTING PEOPLE TO PURPOSE

Connection Levels

Leader to leader





Leader to people



Leader to set leader




GROWTH MODEL

 $=$ $50 - 100$  50

The diagram illustrates a growth model. On the left is a red stick figure representing a person. This is followed by an equals sign. To the right of the equals sign is a fraction where the numerator is $50 - 100$ and the denominator is 50 . The fraction is visually represented by a large black downward-pointing triangle.

CONNECTING PEOPLE TO PURPOSE

Connection Levels



*For the kingdom of heaven is as a man travelling into a far country,
who called his own servants, and delivered unto them his goods.*

Matthew 25:14

Fields of Disconnection

1. Lack of visibility
2. Tone
3. Lack of support to others/lack of participation
4. Your attire
5. Attitude
6. Conduct when Bishop is not present
7. Talking down to people (condescending)
8. Critical of others